

# Adrenaline

(Guitare Février 2002)

jean-paul.cambefort@bigfoot.com

Jean-Paul Cambefort

Tempo 145

10 <sup>o</sup>xx xx -123--

11 <sup>o</sup>xx xx -123--

<sup>o</sup> xxx xxx -11--311---

<sup>o</sup>xx <sup>o</sup> ---21-

1 4 12 13 13 13 12 11 0 0-3-4 2-4 2-0 2 3x 3 2-3 0 3 4 3-4 4

<sup>o</sup>xx <sup>o</sup> ---23-    <sup>o</sup>xx <sup>o</sup> ---231--    <sup>o</sup>xx    <sup>o</sup> ---311--    <sup>o</sup>xx <sup>o</sup> ---21-    7 <sup>o</sup>xx    <sup>o</sup> ---231    5 <sup>o</sup>xx    <sup>o</sup> ---231    <sup>o</sup>xx    <sup>o</sup> ---132

4 2 2 0 1 3 4 3 4 0 7 9 9 5 7 7 4 5 4 x x x x x x

<sup>o</sup>xx <sup>o</sup> ---21-    <sup>o</sup>xx <sup>o</sup> ---23-    <sup>o</sup>xx <sup>o</sup> ---231--    <sup>o</sup>xx    <sup>o</sup> ---311--    1 <sup>o</sup>xx <sup>o</sup> ---21-    10 <sup>o</sup>xx    <sup>o</sup> ---321

7 3 2 3 3 2 0 3 2 0 3 3 0 10 12 13 x x x x

9 <sup>o</sup>xx    <sup>o</sup> ---132    7 <sup>o</sup>xx    <sup>o</sup> ---231    2 <sup>o</sup>xx <sup>o</sup> ---21-    10 <sup>o</sup>xx    <sup>o</sup> ---231    9 <sup>o</sup>xx    <sup>o</sup> ---132    7 <sup>o</sup>xx    <sup>o</sup> ---132

10 9 7 <sup>PO</sup> 0 9 0 3 3 0 10 9 7 <sup>PO</sup> 0 10 12 12 9 10 8 7 0

4 2134--      4 213---      6 --213-      8 --321-      4 2134--      6 --213-

13

11 --234- *Slide only*      ---21-      ---23-      -231--      ---311--

16

--21-      --231      --231      ---132      Slide only 2134--      2134--

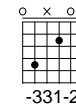
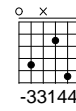
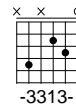
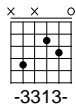
19

2134--      2213--      2213--      221---      -----

22

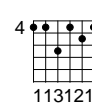
-231--      -331--      -33144      -331-2      -231--

25

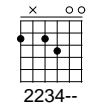
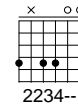


28

Measures 28-30 of guitar tablature. Measure 28: 0 0 0 3 0 0 0 0 | 0 0 0 0 0 0 0 0 | 2 2 2 2 2 2 2 2 | 2 2 2 2 2 2 2 2. Measure 29: 0 0 0 0 0 0 0 0 | 0 0 0 0 0 0 0 0 | 2 2 2 2 2 2 2 2 | 2 2 2 2 2 2 2 2. Measure 30: 0 0 0 0 0 0 0 0 | 0 0 0 0 0 0 0 0 | 2 2 2 2 2 2 2 2 | 2 2 2 2 2 2 2 2.

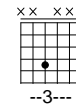
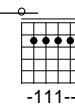
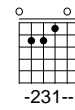


Brush down



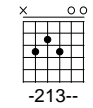
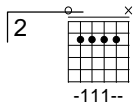
31

Measures 31-33 of guitar tablature. Measure 31: 0 0 0 0 0 0 0 0 | 0 0 0 0 0 0 0 0 | 2 2 2 2 2 2 2 2 | 2 2 2 2 2 2 2 2. Measure 32: 0 0 0 0 0 0 0 0 | 0 0 0 0 0 0 0 0 | 2 2 2 2 2 2 2 2 | 2 2 2 2 2 2 2 2. Measure 33: 0 0 0 0 0 0 0 0 | 0 0 0 0 0 0 0 0 | 2 2 2 2 2 2 2 2 | 2 2 2 2 2 2 2 2.



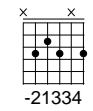
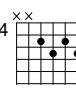
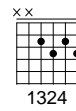
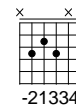
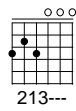
34

Measures 34-36 of guitar tablature. Measure 34: 0 0 0 0 0 0 0 0 | 0 0 0 0 0 0 0 0 | 3 3 3 3 3 3 3 3 | 2 2 2 2 2 2 2 2. Measure 35: 0 0 0 0 0 0 0 0 | 0 0 0 0 0 0 0 0 | 3 3 3 3 3 3 3 3 | 2 2 2 2 2 2 2 2. Measure 36: 0 0 0 0 0 0 0 0 | 0 0 0 0 0 0 0 0 | 3 3 3 3 3 3 3 3 | 2 2 2 2 2 2 2 2.



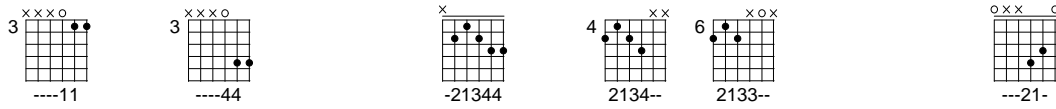
37

Measures 37-39 of guitar tablature. Measure 37: 0 0 0 0 0 0 0 0 | 0 0 0 0 0 0 0 0 | 3 3 3 3 3 3 3 3 | 2 2 2 2 2 2 2 2. Measure 38: 0 0 0 0 0 0 0 0 | 0 0 0 0 0 0 0 0 | 3 3 3 3 3 3 3 3 | 2 2 2 2 2 2 2 2. Measure 39: 0 0 0 0 0 0 0 0 | 0 0 0 0 0 0 0 0 | 3 3 3 3 3 3 3 3 | 2 2 2 2 2 2 2 2.

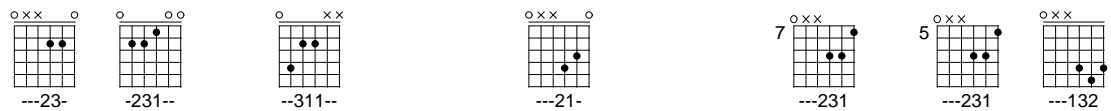


40

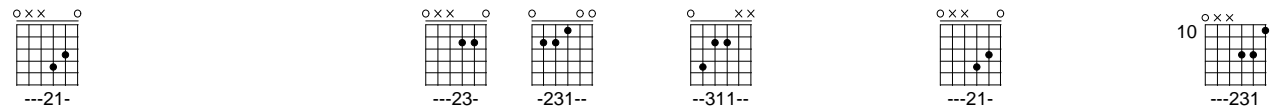
Measures 40-42 of guitar tablature. Measure 40: 3 3 3 3 3 3 3 3 | 3 3 3 3 3 3 3 3 | 3 3 3 3 3 3 3 3 | 3 3 3 3 3 3 3 3. Measure 41: 3 3 3 3 3 3 3 3 | 3 3 3 3 3 3 3 3 | 3 3 3 3 3 3 3 3 | 3 3 3 3 3 3 3 3. Measure 42: 3 3 3 3 3 3 3 3 | 3 3 3 3 3 3 3 3 | 3 3 3 3 3 3 3 3 | 3 3 3 3 3 3 3 3.



43



46



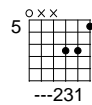
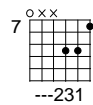
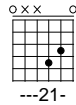
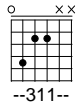
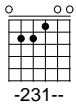
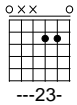
49



52



55



Slide only

58

60

61

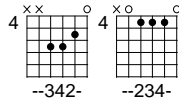
64

67

70



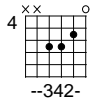
113421



--342- --234-

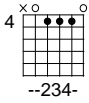
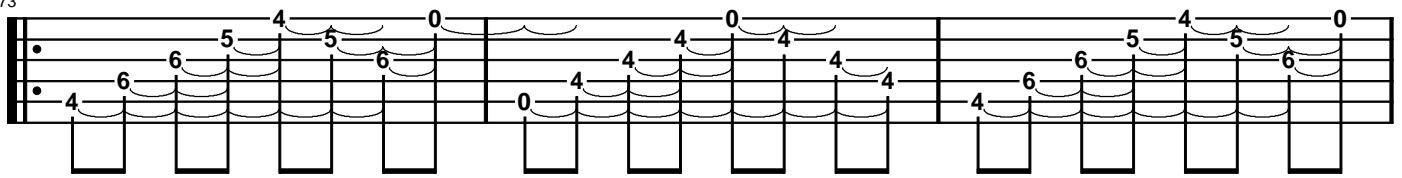


113421

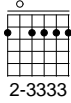


--342-

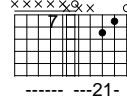
73



--234-



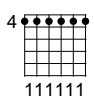
2-3333



----21-

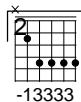
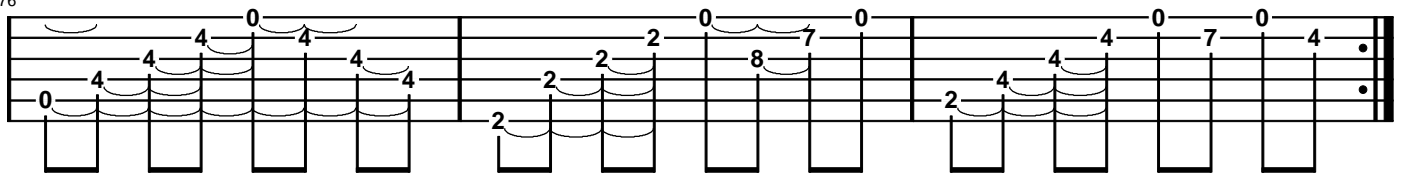


-13333

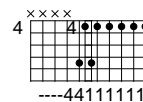


111111

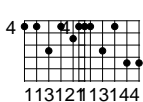
76



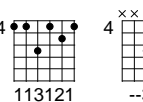
-13333



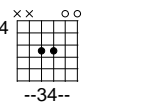
---44111111



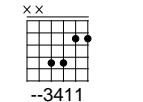
11312113144



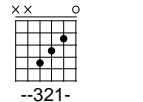
113121



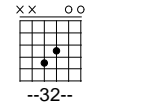
--34--



--3411

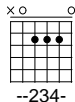
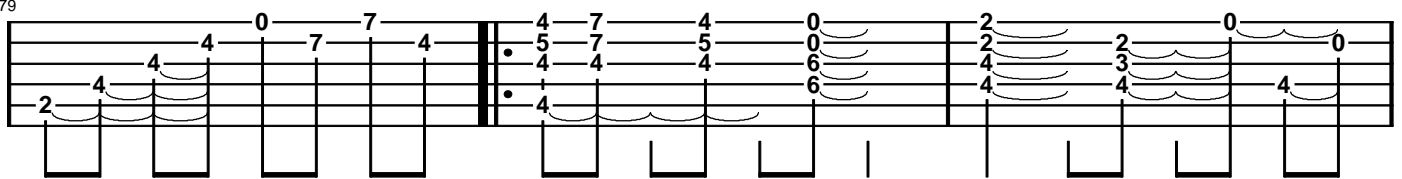


--321-

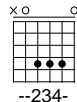


--32--

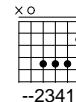
79



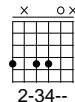
--234-



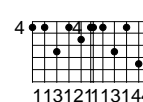
--234-



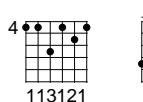
--2341



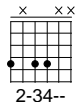
2-34--



11312113144

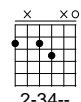
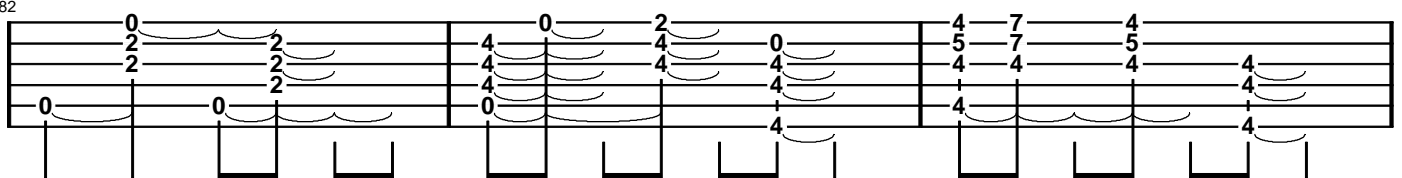


113121

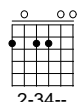


2-34--

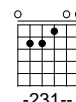
82



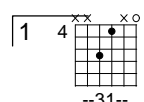
2-34--



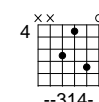
2-34--



-231--

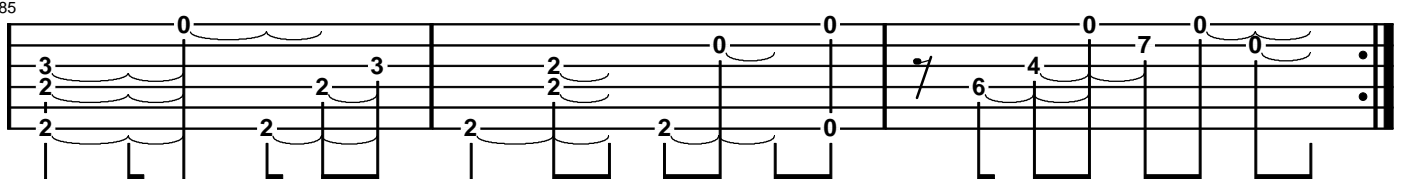


-31--



--314-

85



2

---2-    ---3    2-----    2234--    2234--    1 7 xxxxx x    7 xxx xxx    6 xxx xxx

88

5

1-----    1132--    2 7 xxxxx    4 xx xx    4 xx    5 x oo

----44    --31--    --314-    1132--

91

7 9 9 9 9 9

1-----    --3---    131111    --1111    2-314-    2-31--

94

9

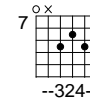
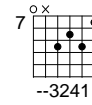
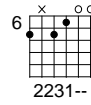
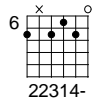
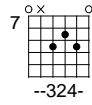
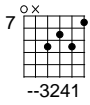
131111    --1111    2-314-    Slide only    2-314-    2-314-

97

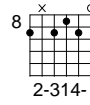
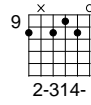
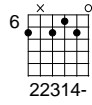
6 6 6

-2314-    -1324-    -132--

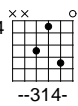
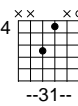
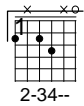
100



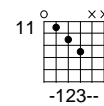
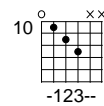
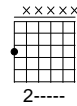
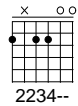
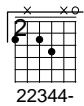
103



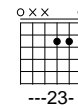
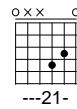
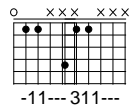
106



109

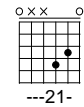
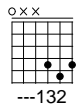
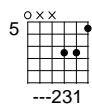
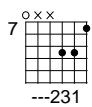
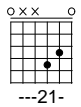


112



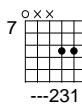
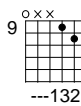
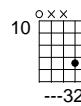
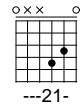
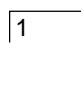
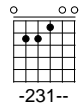
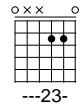
115





118

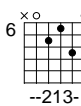
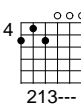
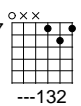
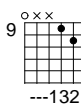
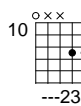
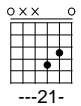
118



121

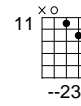
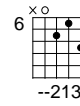
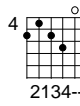
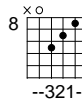
121

2



124

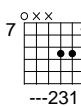
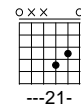
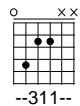
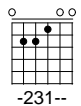
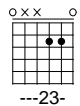
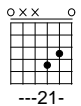
124



Slide only

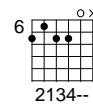
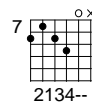
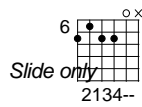
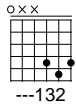
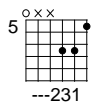
127

127



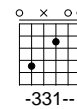

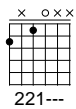
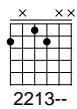
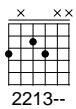
130

130



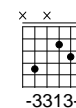
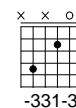
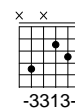
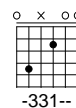
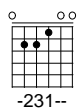
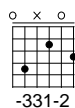
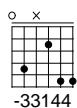
133

Musical notation for exercise 133, showing a sequence of chords and notes on a six-string guitar staff.



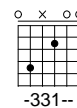
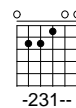
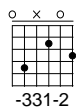
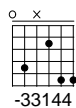
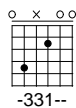
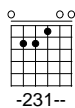
136

Musical notation for exercise 136, showing a sequence of chords and notes on a six-string guitar staff.



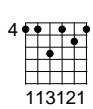
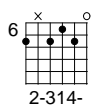
139

Musical notation for exercise 139, showing a sequence of chords and notes on a six-string guitar staff.

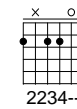
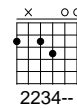


142

Musical notation for exercise 142, showing a sequence of chords and notes on a six-string guitar staff.



Brush down



145

Musical notation for exercise 145, showing a sequence of chords and notes on a six-string guitar staff.

148

151

.l